

A stylized, black, cursive signature logo consisting of two main parts. The left part starts with a thick, curved stroke that loops back down and then continues as a wavy line. The right part is a more complex, looped flourish that ends with a thick, curved stroke.

R O O S H A D S H R O F F

SIDE TABLE 03

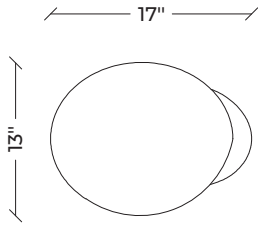
Dimensions : L 17" x W 13" x HT 18" | L 40 cm x W 30 cm x HT 45 cm

Material : Green onyx ellipsoids with a cast white bronze center and Cast white bronze ellipsoids with a pink onyx center.

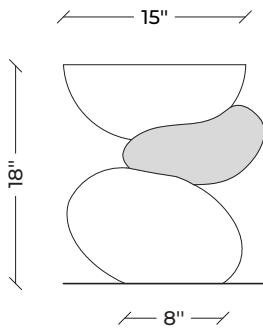
Lead Time : 120 Days

Borrowing from the first original object that inspired the rest of the Balance line, this table presents twin ellipsoids hand-carved from singular blocks of green onyx or cast white bronze, the upper sliced horizontally to create a flat surface. The two seemingly compress a misshapen cast sphere between them, its playfully bulging silhouette intended to exhibit their pressurising effect.

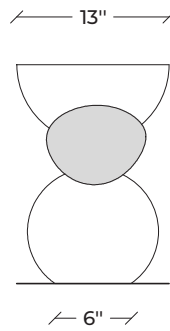




TOP VIEW



FRONT VIEW



SIDE VIEW